

Victoria's Visitor Economy

Latest Tourism Satellite Account Results

tourism contribution to GSP

2016/17 state level results for Victoria



\$24.8 billion ▲ 8.7%

year-on-year growth

6.1% of the Victorian economy

\$15.3 b* or 5.4% of the Melbourne economy

\$5.9 b* or 6.7% of the regional Victoria economy

**2015/16 metro/regional estimates (latest available)*

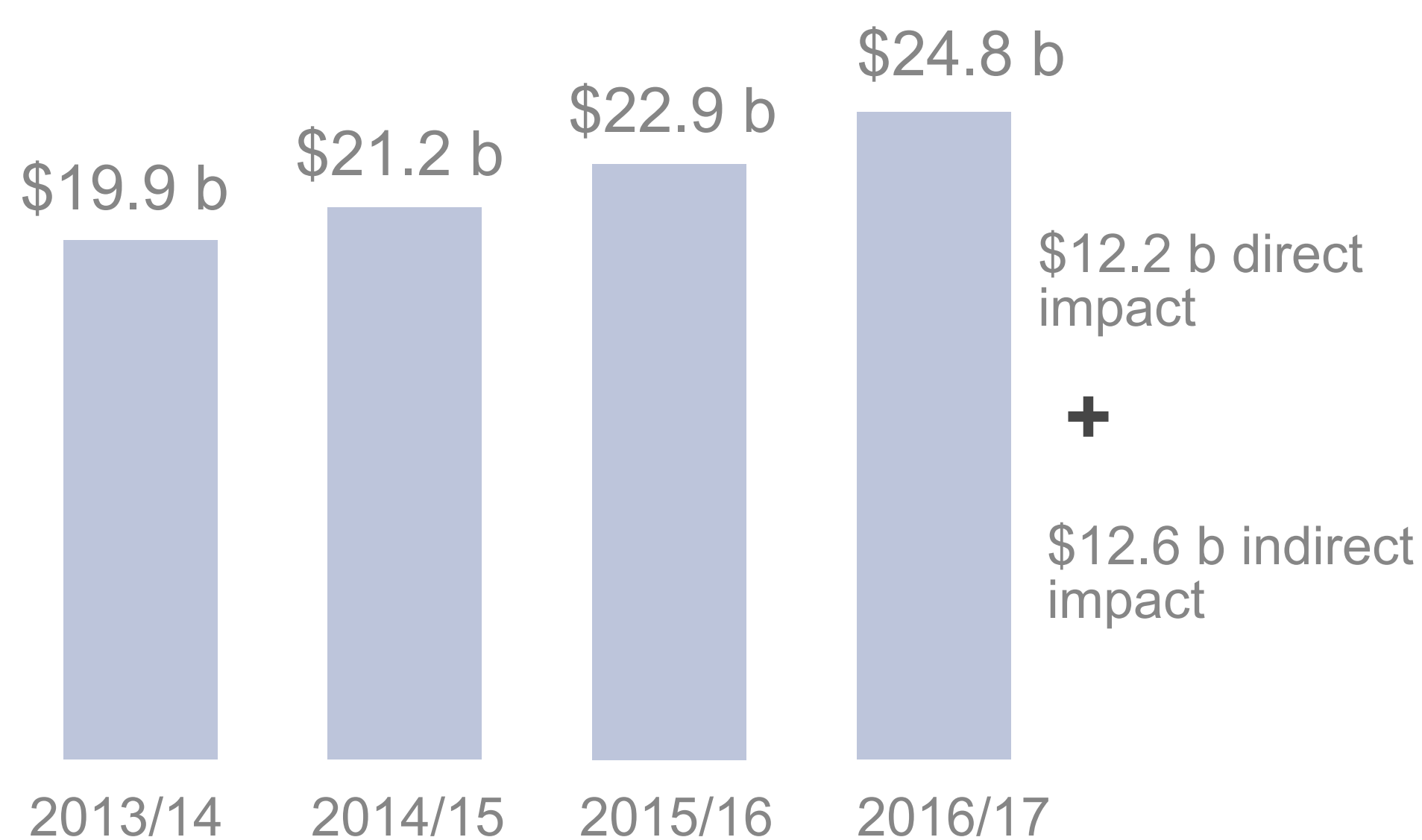
VIC tourism GSP growth performance

+24.7% growth since 2013/14



+\$4.9 b

additional contribution to the economy since 2013/14




tourism jobs

2016/17 state level results for Victoria



214,500 jobs ▲ 7.6%

year-on-year growth



6.9% of the Victorian workforce



126,800* jobs or 6.0% of jobs in Melbourne

68,900* jobs or 7.8% of jobs in regional Victoria

**2015/16 metro/regional estimates (latest available)*

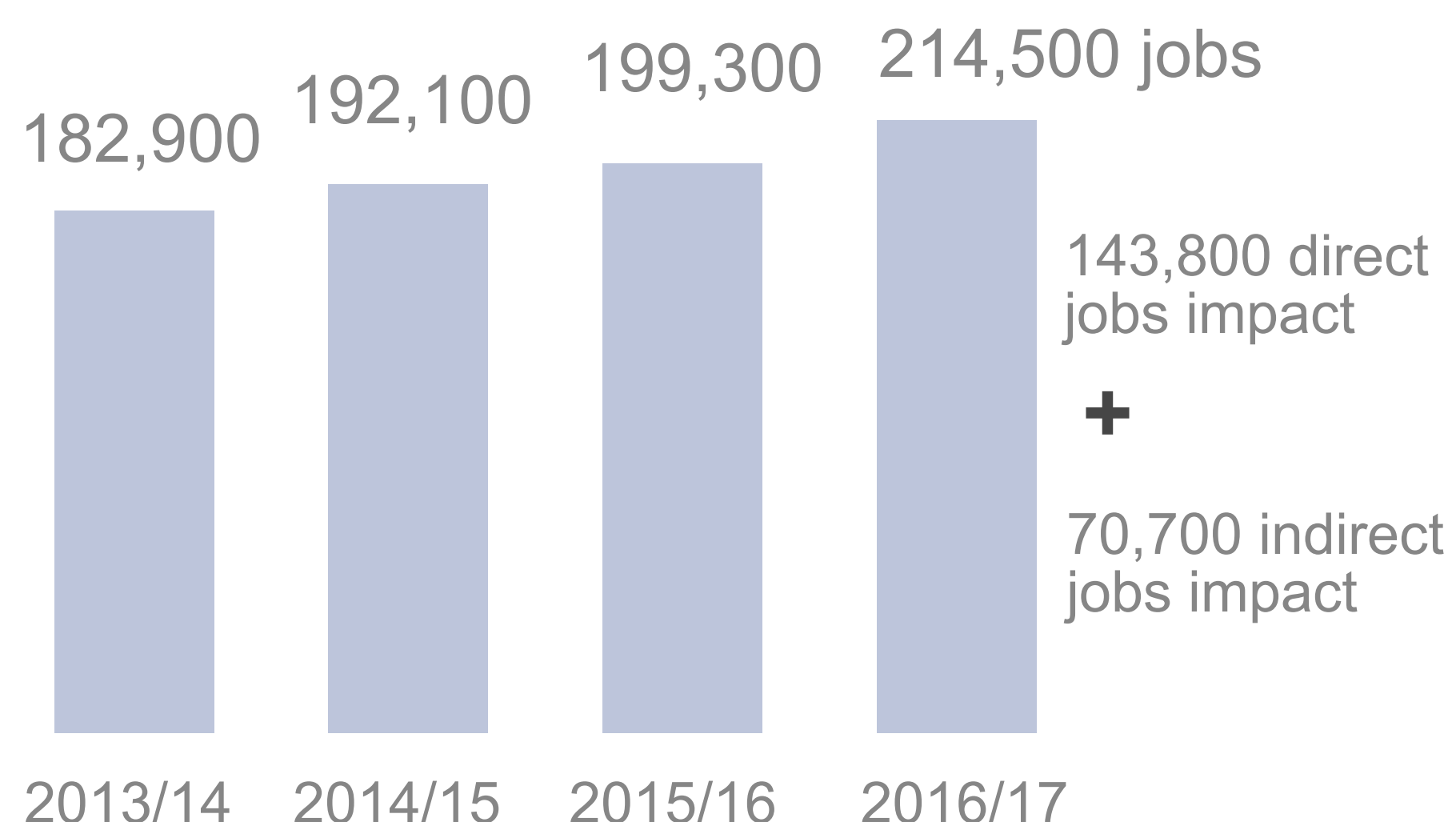
VIC tourism jobs growth performance

+17.3% growth since 2013/14



+31,600

new jobs created since 2013/14



tourism contribution to GVA

2016/17 state level results for Victoria



\$22.2 billion ▲ 9.0%

year-on-year growth

5.8% share of state GVA

\$13.7 b* or 5.2% of the Melbourne economy

\$5.3 b* or 6.5% of the regional Victoria economy

**2015/16 metro/regional estimates (latest available)*

VIC tourism GVA growth performance

+26.2% growth since 2013/14



+\$4.6 b

additional contribution to the economy's GVA

